




Bilingual Memory Game [French | English]

- 1/ Print this page (thicker paper is best but if you don't have any, you can also print on regular paper and stick the squares on card stock)
 - 2/ Colour the cards in
 - > free your creativity, they don't have to be the same
 - (it makes it more fun when you are trying to find a pair)
 - 3/ Cut the squares carefully
 - 4/ Start playing!
 - 5/ Share your artwork on Instagram and tag @sweetpamplemousseuk
- Collect bilingual memory cards in our monthly newsletter! Enjoy, Flo :)



Weekdays Wheel included on the following pages.

Instructions

1/ print the 2 following pages:

2/ carefully cut the colourful flower along the dotted circle. Make a small hole in the centre of both circles (see grey crosses) to make it easier for the paper fastener to go through the thick paper.

3/ Assemble the colourful flower to the back sheet (with the red arrow). Securely attach the paper fastener.

AND VOILÀ ! :)

Note :

another [printable version](#) (with days, dates, months and seasons) is available on [Sweet Pamplemousse Etsy shop](#).

vous aurez besoin de :

une imprimante couleur

papier épais ou cartonné, type bristol
(vérifier que votre imprimante
accepte ce papier)

un outil pour découper,
des ciseaux ou un cutter.

une attache parisienne



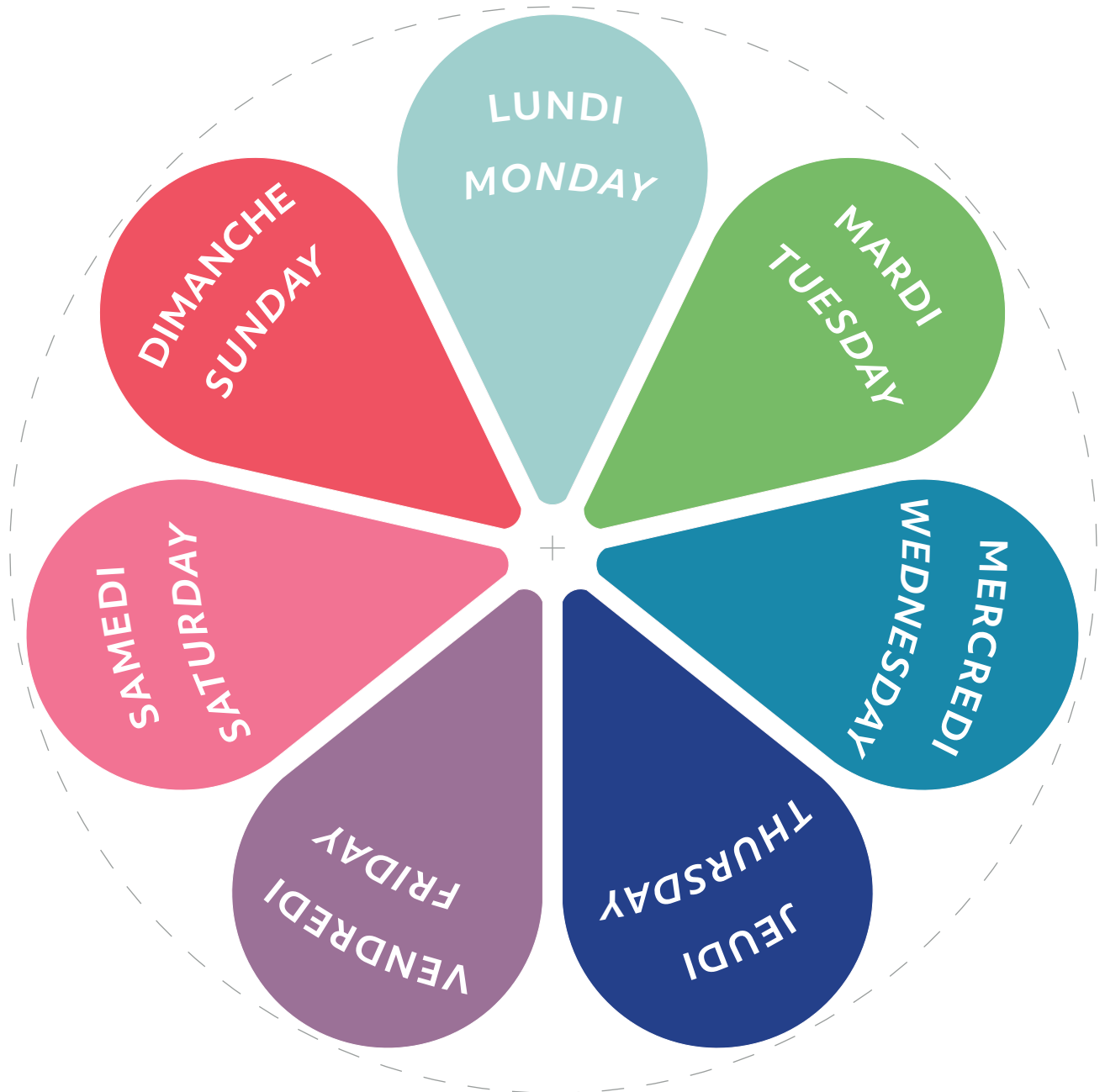
you will need :

a colour printer

thick paper or card
(make sure it is suitable for your printer)

a cutting tool, either scissors
or if you're skilled, a craft knife :)

a paper fastener



LES JOURS DE LA SEMAINE *DAYS OF THE WEEK*

AUJOURD'HUI
TODAY

HIER
YESTERDAY

DEMAIN
TOMORROW

+